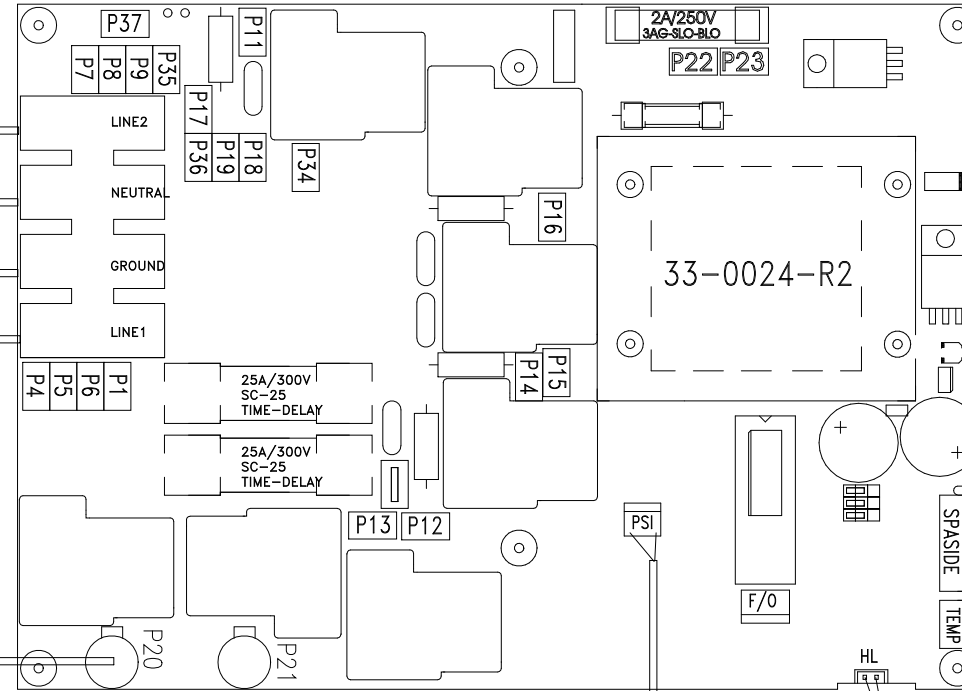
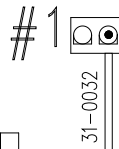


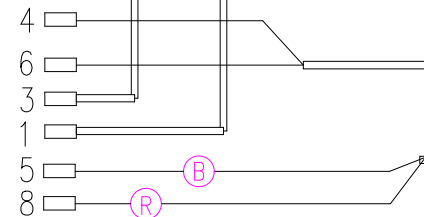
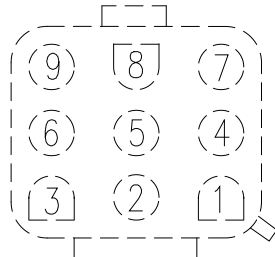
240V



**MUST USE:**

9 PIN FEMALE  
MATE 'N' LOC 2  
PLUS CONNECTOR  
31-0111-9  
31-0113-9

\* Wire side view from  
inside control box.



LEGEND	
□	- 1/4" QUICK CONNECT
▣	- 1/4" QUICK CONNECT PIGGYBACK
○	- RING CONNECTOR
◻	- SOCKET CONNECTOR
△	- PIN CONNECTOR

HYDRO-QUIP  
CORONA, CA (909) 273-7575

Manufacture Notes: #1 For 240V operation of heater, plug must be installed into 240V receptacle

#2 Line 1 and Line 2 need to be CONNECTED for 120V operation.

Dwg. No.  
**J5S060A0-DKQY-SZ**

Approved By:

Drawn  
BH

Date  
03.13.02

Rev  
0

Diagram  
No. **6806**

Wire Color Code

B - Black	G - Green
Br - Brown	Bl - Blue
R - Red	V - Violet
O - Orange	W - White
Y - Yellow	Gr - Gray